

AQUATICA[®]



SAN ANTONIO



GUEST SAFETY & ACCESSIBILITY GUIDE




Table of Contents

CONTENTS

WELCOME TO AQUATICA™	2
GENERAL PARK INFORMATION	3
HEARING IMPAIRED SERVICES.....	3
VISUAL IMPAIRED SERVICES.....	3
SERVICE ANIMALS.....	3
WHEELCHAIR RENTAL	3
SEGWAYS	4
RESTROOMS	4
FIRST AID	4
UNIVERSAL CHANGING STATION.....	4
COMPLIMENTARY LIFE VESTS	4
POOL ACCESSIBILITY	4
GIFT SHOPS.....	4
RESTAURANTS	5
HEIGHT REQUIREMENTS.....	6
CASTS, BRACES AND WALKING BOOTS	6
PROSTHETIC DEVICES AND AMPUTATIONS.....	6
RIDE ACCESS INFORMATION	6
GUESTS OF EXCEPTIONAL SIZE	7
RIDE ESCORTS	7
LOOSE ARTICLE POLICY	7
OXYGEN TANKS	7

SAFETY WARNING	7
DEFINITIONS	8
RIDERSHIP CRITERIA	8
RIDE INFORMATION	10
BIG SURF SHORES.....	10
CUTBACK COVE & CUTBACK COVE SLIDE	10
KATA'S KOOKABURRA COVE.....	11
KE-RE REEF.....	12
KIWI CURL & TONGA TWISTER.....	12
LOGGERHEAD LANE	13
IHU'S BREAKAWAY FALLS	13
SLIPPITY DIPPITY & ZIPPITY ZAPPITY.....	14
STINGRAY FALLS.....	15
TASSIE'S TWISTERS AND HOOROO RUN	15
TAUMATA RACER.....	16
WALHALLA WAVE	17
WALKABOUT WATERS	17
WHANAU WATERS & WHANAU SLIDES.....	18
RIPTIDE RACE.....	19

WELCOME TO AQUATICA™

We're glad you're here! This guide provides an overview of services and facilities available for guests with disabilities who are visiting Aquatica in San Antonio, Texas. We are committed to providing a safe and enjoyable environment to all guests. Please refer to Guest Services if you have questions.

At Aquatica, we have a program in place to assist guests with disabilities. Our Ride Accessibility Program matches the individual abilities of our guests to the requirements of each ride. This program is described below.

Ride Accessibility Program (RAP): Is designed to allow guests to participate and enjoy our parks while keeping in mind the safety requirements of our rides and attractions. The program was developed based on the requirements of the manufacturer and by evaluating the physical and mental attributes required to safely ride each ride and participate in our other attractions. It is our policy to allow anyone to ride our rides and enjoy our attractions so long as they meet all of these requirements, and such that it does not present a potential hazard to the guest or others.

Notice: The information in this guide is subject to change without notice. Please contact an Aquatica Ambassador regarding accessibility prior to entering a particular attraction. You also may wish to visit Guest Services for current information on accessibility and services, or email inquiries to SWTGuestRelations@SeaWorld.com.



GENERAL PARK INFORMATION

HEARING IMPAIRED SERVICES

Aquatica San Antonio is pleased to provide several options for our guests who may be deaf, hearing impaired, or require additional assistance for communications disabilities. Qualified American Sign Language (ASL) interpreters are available upon request. We kindly ask that you request this service at least 14 business days prior to your visit. Please contact us by calling (210) 523-3915 or emailing SWTGuestRelations@Seaworld.com with "ASL Interpreter Request" as the subject.

VISUAL IMPAIRED SERVICES

If you need assistance during your visit, we can provide park guidance. We encourage you to request this service at least 14 business days prior to your visit. Please contact us by calling (210) 523-3915 or via email, SWTGuestRelations@Seaworld.com.

Every effort will be made to provide guidance with less than two (2) weeks' notice, depending on the availability of Ambassadors. Guest requesting this service will be contacted prior to their visit and specified guide times will be confirmed. This guide will be provided for the first two (2) hours of your visit.

Guests who are blind or have limited/low vision must have someone (*either a companion or Ambassador*) read the ride instructions prior to boarding.

SERVICE ANIMALS

Welcoming leashed or harnessed service animals at Aquatica is our pleasure. Unlimited water is available at all dining facilities.

For safety reasons, the nature of what you are about to experience and the presence of other animals, service animals may access all areas of Aquatica with the exception of the following:

- ▶ Big Surf Shores
- ▶ Cutback Cove
- ▶ HooRoo Run
- ▶ Ihu's Breakaway Falls
- ▶ Kata's Kookaburra Cove
- ▶ KeRe Reef
- ▶ Kiwi Curl
- ▶ Loggerhead Lane
- ▶ Riptide Race
- ▶ Slippity Dippity
- ▶ Stingray Falls
- ▶ Tassie's Twisters
- ▶ Taumata Racer
- ▶ Walhalla Wave
- ▶ Walkabout Waters
- ▶ Whanau Waters
- ▶ Zippity Zappity

To experience a pool or attraction, the service animal may be left with a non-rider or non-participant. Attended service animals are welcome to wait at least 10 feet from the water's edge of Aquatica's pools and attractions and must remain a reasonable distance from the park's resident animals.

Service animals are the responsibility of the owner and cannot be left unattended at any time. Aquatica Ambassadors are not permitted to take care of, supervise, transport, or take custody of service animals at any time. As another option, those guests wishing to do so may utilize the pet kennel facilities that are located in SeaWorld's Main Parking Lot. There is no charge for use of the pet kennels.

Service animal behavior including waste cleanup is the responsibility of the owner. For your convenience, a service animal "Relief Area" is located between Stingray Falls and Ihu's Breakaway Falls. In the unusual circumstance that a service animals behavior becomes a threat to the safety and well-being of other park guests, Ambassadors or animals, the option will be given to board the animal at SeaWorld's pet kennel facilities or return to enjoy Aquatica without the service animal on another operating day.

WHEELCHAIR RENTAL

Wheelchairs and Electric Convenience Vehicles (ECV's) may be rented at Island Traders next to SeaWorld San Antonio's main guest entrance. Wheelchairs and ECV's are rented on a first-come, first-served basis. Reservations for wheelchairs are available and must be made at least three days in advance of the planned visit. Reservations can be made online

at SeaWorld.com or by calling 210-523-3165. Guests may also use their own wheelchairs and ECV's. Guest using wheelchairs may join any admissions line to enter the park.

Water wheelchairs are available upon request on a first-come, first-served basis. Please contact Guest Services for additional information.

SEGWAYS

SeaWorld Parks and Entertainment is committed to providing guests a safe and enjoyable experience. Because of different pathway configurations and terrain, as well as large crowds that include small children and strollers, we regret that we cannot permit the use of two-wheeled, self-balancing electric vehicles such as Segways. We are pleased to offer other forms of personal transportation, including Electric Convenience Vehicles, we encourage you to contact Guest Services with any questions you may have.

RESTROOMS

All restrooms are accessible to guests using wheelchairs and are clearly marked with the disabled symbol throughout the park. Companion restroom facilities are located at Whanau Waters and Adaptations gift shop.

FIRST AID

Aquatica's First Aid station is located next to Waterstone Grill. This office is staffed by Emergency Medical Technicians. Ambassadors throughout the park will be happy to call for assistance upon request.

UNIVERSAL CHANGING STATION

Aquatica's universal Changing Station is located in the restroom next to Waterstone Grill. This station is located in-doors and allows privacy changing or nursing children. Alternatively, parents by nurse in Aquatica's First Aid station located on the opposite side of the universal changing station.



COMPLIMENTARY LIFE VESTS

Weak swimmers, non-swimmers and those **under 42 inches** tall are recommended to wear a life vest. Only U.S. Coast Guard approved Type II and Type III life vests are permitted in Aquatica. Puddle Jumper type life vests are permitted so long as the inner labeling indicates that the device is U.S. Coast Guard approved and may substitute for a Type III personal floatation device. Complimentary life vests are provided throughout Aquatica and are U.S. Coast Guard approved.

- ▶ A U.S. Coast Guard approved Type II life vest is a buoyant style vest good for calm or inland water suitable for supervised use in pools and waterparks.
- ▶ A U.S. Coast Guard approved Type III life vest is a floatation style vest good for calm or inland water and suitable for supervised use in pools and waterparks.

POOL ACCESSIBILITY

Most of our pools are designed with a zero-depth entry, ramps, or have stairs/ladders. If you need further assistance, please see an Aquatica Ambassador.

GIFT SHOPS

All gift shops are wheelchair accessible. Please ask any Ambassador for assistance. Package Pickup is available at all gift shops. This provides guests the opportunity to shop throughout Aquatica and have their purchases sent to Package Pickup, located at Island Traders next to SeaWorld San Antonio's main guest entrance, for pick-up later in the day.

Allergy friendly

IMPORTANT ALLERGEN INFORMATION

To best serve you and assure a safe and enjoyable dining experience, we ask that you please read and understand ALL of the important information below.

TRAINED AND EDUCATED STAFF: Our staff has been educated and trained in allergen management in association with The Food Allergy & Anaphylaxis Network (FAAN™) to ensure your safety.

OFFERING OF SPECIALTY ITEMS: Our park offers several allergen friendly prepackaged items for your special dietary needs.

WHAT TO DO: Upon arriving at a meal facility, please go straight to the cashier and ask to speak with a supervisor to discuss the severity of your allergens and determine a meal that will be safe for you.

CROSS CONTACT: Not all of our meal facilities are free from cross contact. In order to ensure your meal is safe, please discuss the preparation process for your meal with the supervisor as you place your order to ensure no cross-contact takes place.

This information is provided for informational purposes only by Seaworld Parks & Entertainment, Inc. (SPE). Neither SEA, its parent, subsidiaries, affiliates, sponsors, vendors, and/or employees assume responsibility for sensitivity or allergy to any food product or ingredient provided by or in our parks.

TIPS FOR A SAFE TRIP: Follow these tips to allow us to best serve you and ensure a safe and great dining experience with us!

- Always ask for a supervisor upon arriving at a meal facility.
- Visit meal facilities during non-peak hours or ahead of meal time so that you can be efficiently assisted and served.
- Always ask about cross-contact potential.
- Refer to the reverse of this card for additional information.

SEAWORLD PARKS & ENTERTAINMENT

Designated Meal Facility

Although all of our meal facilities are prepared to assist you with your allergen needs, we have designated one meal facility in particular at our park that is best suited to serve your special meal. This designated facility can offer you the best variety of safe options for your dietary needs. Please refer to your park map or ask a manager at a facility to learn where you can find the designated meal facility at our park!

Allergen Chef Card

Please fill out the chef card below with any food allergies you may have. You can then hand this to a supervisor or chef at any meal facility to assist with getting your allergen friendly meal.

WARNING! I am severely allergic to:

In order for me to avoid a **life-threatening reaction**, I must avoid all foods that contain these ingredients:

Please ensure that my food does not contain any of these ingredients, and that any utensils and equipment used to prepare my meals, as well as prep surfaces, are thoroughly cleaned prior to use.

THANK YOU for your cooperation.

SEAWORLD PARKS & ENTERTAINMENT

©2011 Seaworld Parks & Entertainment, Inc. All rights reserved. Precision Recycled Paper



RESTAURANTS

While dining at our restaurants, please be aware that most venues offer cafeteria-style service. For guests with special dietary needs, we offer a variety of allergy friendly options throughout our park. You may stop by Guest Services, or any of our meal facilities, to receive an Allergen Card with more detail on our Allergy Friendly program and culinary options for those guests with allergies. The allergen cards are pictured.

For questions before you visit, please contact us at AquaticaSanAntonio.com. We suggest you visit meal facilities during non-peak hours or ahead of mealtime so that you can be efficiently assisted and served.

For any of our guests that cannot wait in long lines, are unable to access the cafeteria lines or have special dietary needs, please go straight to the cashier (or restaurant hostess) upon arrival and ask to speak with a supervisor for assistance.

RIDE ACCESS INFORMATION

At Aquatica, safety is the only consideration that takes precedence over fun! Thrill rides, by their very nature, create forces and speeds that may not be acceptable or tolerable to some guests and may cause injury to some riders with known or unknown pre-existing conditions.

Many theme park rides incorporate safety systems designed by the manufacturer to accommodate people of average physical stature and body proportion. These systems may place restrictions on the ability of an individual to safely experience the ride. In general, you should ride only if you are in good health. Do not ride if you know or suspect you may be pregnant, have high blood pressure, heart, neck, or back problems, motion sickness, recent surgery or any other medical condition that may be affected by the features of the ride. You should not ride if you have an impairment or condition that would prevent the normal use of the attraction or inability to follow safety requirements.

In order to ride, guests must be able to maintain the proper riding position throughout the ride, keeping their back against the tube of the raft. Guests must be able to hold on tight with hands, arms, legs, and feet down and within the confines of the tube or raft at all times. Guests must be able to demonstrate a willingness and ability to comply with verbal and written rider requirements. The rider requirements and health restrictions are listed at the entrance of each ride.

Guests with casts or braces will be restricted from riding certain rides where the cast or brace may present a hazard to the guest or slides. Please consult with our Guest Services staff for more information or if in doubt about your ability to safely experience a ride.

Aquatica Ambassadors can offer assistance steadying a guest transferring to or from a wheelchair. They may not lift or assist in lifting anyone using a wheelchair. All guests must be able to board a ride themselves or with help from a member of their party.

The maturity level of any rider must be considered prior to riding.

HEIGHT REQUIREMENTS

Height requirements are posted at each attraction. Guests may be measured at the height station located at Guest Services. All guests, including those using wheelchairs, must meet the height requirement.

CASTS, BRACES AND WALKING BOOTS

Guests with a full arm cast, full leg cast, or braced arm cast may be restricted from riding certain rides and should refer to the Ride Information section of this guide for more information.

PROSTHETIC DEVICES AND AMPUTATIONS

Guests with any type of prosthesis should ensure it is properly secured before riding any ride. Padding may be recommended or required for exposed metal on prosthetic devices. Please contact Guest Services to determine specific ability to ride any ride.



GUESTS OF EXCEPTIONAL SIZE

Riders must be able to maintain proper riding position. Safety guidelines have been designed by the manufacturer to accommodate people of average physical stature and body proportion. These guidelines may place restrictions on the ability of an individual to safely experience the attraction. Extremely large or small individuals may not be safely accommodated by these guidelines. Our goal is to accommodate everyone who can safely participate in any of Aquatica's attractions.

RIDE ESCORTS

Ride escorts may be required due to mechanical problems, weather conditions, or power interruption. If a ride escort is required, guests may need to navigate stairs from the highest point of the ride. Guests will need to remain seated, pushing themselves forward with their hands to descend down the slide. Guests requiring assistance during the ride escort may be escorted last in order to expedite the ride escort process. Please inquire about specific procedures prior to boarding a particular attraction.

LOOSE ARTICLE POLICY

Loose articles may be permitted on attractions as long as the rider can maintain the proper riding position. We recommend that all loose articles are left in a locker or with a non-rider. Aquatica is not responsible for lost or damaged articles.


OXYGEN TANKS

Due to the dynamics and certain characteristics of the pools and attractions, oxygen tanks are not permitted.

SAFETY WARNING

BEFORE EXPERIENCING A RIDE PLEASE NOTE ALL SAFETY WARNINGS BOTH VERBAL AND WRITTEN FOR EACH RIDE, SUCH AS:


- ▶ Please exercise caution in participating in each attraction, watching your step while loading/unloading in the attractions.
- ▶ Please obey all instructions given by guards.
- ▶ Keep all parts of the body inside the ride at all times.
- ▶ You are responsible for your personal property.
- ▶ Finish food and beverages before boarding.
- ▶ Proper swimsuit is required; clothing with zippers, buckles, buttons, denim, and rivets are prohibited. Water shoes and swimming material shirts may be worn.
- ▶ Each attraction has a posted restriction sign at the entrance. Please review these closely. If you have any questions, please see an Aquatica Ambassador for more details.
- ▶ No smoking while in line or while riding.
Smoking is prohibited throughout Aquatica.



DEFINITIONS

Every ride entrance lists height requirements and special instructions regarding the ride. Aquatica uses the following terms:

- ▶ **Supervising Companion:** A supervising companion is someone who physically and mentally meets all the requirements to ride the ride themselves and is 14 years of age or older.
- ▶ **Accompanied By:** Whenever a guest needs accompaniment, the accompanying person must meet all the ride requirements, as well as assist the guest. This includes helping the guests in the boarding and un-boarding process of the ride, assisting the guest maintaining postural control while riding, and assisting the guest down stairs, catwalks or ladders in case of a ride escort.
- ▶ **Hand-held Infant:** A hand-held infant is a child who is unable to walk to the ride unit independently or maintain independent seated postural control.
- ▶ **Functioning Extremity:** A functioning extremity is a limb over which a person has full control. A prosthetic device is considered a functioning extremity.
- ▶ **Ability to hold on or brace:** Ability to use one's arm to maintain a grasp on an assist bar and support one's body during normal and emergency procedures on a ride and to use one's legs to brace to maintain a seated position during the forces of the ride.



RIDERSHIP CRITERIA

The ability for a disabled guest to ride certain rides or attractions is evaluated based on certain criteria which may include manufacturer's requirements and other safety considerations. Some of those may include the following:

1. **Ability to maintain the proper riding position throughout the ride.** The guest must have the body and spinal control to maintain proper riding position throughout the ride without aid of other people or devices and be able to maintain the proper riding position even during bumping or other characteristic movements of the ride.
2. **Weight distribution to allow the restraint device to function as designed.** The weight distribution of the guest's body must not interfere with any of the ride or attraction's safety and restraint devices as they were designed.
3. **Control of upper torso-including head and neck.** The guest must have sufficient muscle control to support their head, neck, and upper torso in the proper position during the ride or attraction's designed dynamic motions.
4. **Ability to hold on with one functioning hand.** A functioning hand is an upper extremity or prosthesis with fingers that have the ability to brace and is strong enough to maintain the proper riding position throughout the duration of the ride.
5. **Ability to hold on with two functioning hands.** Ability to hold on with two functioning hands as described above.
6. **Ability to hold on with one functioning arm.** A functioning arm is an upper extremity or prosthesis that has the ability to arm-grip the restraint device by wrapping the arm around the restraint device and is strong enough to allow the guest to maintain the proper riding position throughout the duration of the ride.
7. **Ability to hold on with two functioning arms.** Ability to hold on with two functioning arms as described above.

- 8. Ability to brace self with one functioning leg.** Guests must have one functioning leg, natural or prosthesis, for bracing their body during the course of the ride or attraction.
- 9. Ability to brace self with two functioning legs.** Guests must have two functioning legs, natural or prosthesis, to be used for bracing their body during the course of the ride or attraction and maintaining balance when entering and exiting a ride or attraction.
- 10. Minimum of two functioning extremities.** Guests must have a minimum of two functioning extremities, natural or prosthesis (two arms, two legs, or one arm and one leg), to brace themselves during the ride and assist in entering and exiting the ride or attraction.
- 11. Minimum of three functioning extremities.** Guests must have a minimum of three functioning extremities, natural or prosthesis (two arms and one leg, or two legs and one arm), to allow the guest to brace in a tripod manner during the ride.
- 12. Ability to enter and exit the ride without endangering self or others.** Guests must be able to enter and exit the ride without jeopardizing themselves or others and to assist with their own evacuation, if necessary. This may include entering through an exit or having someone aid him or her in boarding. If a guest has to be lifted in and out of a ride unit, they must be accompanied by a supervising companion who is accustomed to doing this. For the safety of our Ambassadors and the guest, our Ambassadors are instructed not to perform this function, other than in children's ride areas.
- 13. Appropriate observed conduct.** Guests must demonstrate appropriate observed conduct by indicating a willingness and ability to understand, participate in and follow all rider requirements. Appropriate observed conduct may include but not limited to, maintaining the proper riding position, attention to and compliance with safety instructions, proper use of restraints and safety equipment and a willingness to participate in the attraction.

In addition to the basic physical and mental requirements defined, each rider is evaluated relative to specific temporary conditions which may prevent a guest from safely riding a particular ride. Some of the specific conditions evaluated include:

- ▶ Cervical collar or neck brace
- ▶ Broken collar bone
- ▶ Full arm cast
- ▶ Braced are cast
- ▶ Lower arm cast
- ▶ Full leg cast
- ▶ Lower leg cast
- ▶ Bilateral abduction leg casts (**brace between legs**)
- ▶ The suitability of safely carrying hand-held infants on each ride



RIDE INFORMATION

The following descriptions are designed to give you information on the type of actions caused by various rides along with their unique physical restrictions. If you enrolled in the Ride Accessibility Program, follow the directions listed under each ride or attraction below.

BIG SURF SHORES

The avid body surfer can kick it up at this huge wave pool where guests splash in over 400,000 gallons of water with swells of up to five feet. Water depth is between zero and six feet.

RIDE ACCESS

Guests using wheelchairs may access the beach area from entrance ramps. To access Big Surf Shores, guests must transfer themselves out of their chair to access the pool. Guests may need assistance from a member of their party to complete this process.

HEIGHT REQUIREMENT

None. Weak or non-swimmers should not go beyond the posted black line. Weak swimmers, non-swimmers, and those **under 42 inches** are recommended to wear a life vest. Only U.S. Coast Guard approved Type II or Type III life vests are permitted in Aquatica.

RIDE RESTRICTIONS

For your safety, you should ride only if you are in good health. Guests who know or suspect they may be pregnant, have high blood pressure, heart conditions, neck or back problems, recent surgery or any other impairment or medical condition that may be affected by the features of this ride or prevent the normal use of this attraction, shall not ride.

PHYSICAL RESTRICTIONS

In order to access Big Surf Shores, guests must meet the following criteria previously defined:

- ▶ Control of upper torso-including head and neck **(3)***
- ▶ Ability to enter and exit the ride without endangering self or others **(12)***
- ▶ Appropriate observed conduct **(13)***

Full or braced arm cast, full and lower leg casts, or braces between legs are not permitted. Pad is recommended for wrist or forearm casts. Pad is required if exposed metal on prosthesis devices.

*(*An accompanying supervising companion may assist if they fit the criteria for the category.)*

CUTBACK COVE & CUTBACK COVE SLIDE

Adjacent to Big Surf Shores, the big kids' tropical activity pool features a corkscrew water slide, inviting waterwalls, and plenty of poolside lounge chairs for sunbathers. Pool depth varies from one to four feet.


RIDE ACCESS

Guests using wheelchairs will need to transfer from their wheelchair to ascend or descend steps of the pool and tower. Guests may use the accessibility ramp located in the southeast section of the pool. In addition to this, guests will need to be able to position themselves appropriately on the slide and exit the pool. Guests may need assistance from a member of their party to complete this process.

HEIGHT REQUIREMENT

Cutback Cove - **None**

Cutback Cove Slide - **Guests must be 48 inches** to ride. After riders have reached the end, they slide into a catch pool that is three feet, five inches in depth where they would then exit the ride area. Hand-held infants are not permitted.



RIDE RESTRICTIONS

For your safety, you should ride only if you are in good health. Guests who know or suspect they may be pregnant, have high blood pressure, heart conditions, neck or back problems, recent surgery or any other impairment or medical condition that may be affected by the features of this ride or prevent the normal use of this attraction, shall not ride. For Cutback Cove Slide, maximum load should not exceed 250 pounds.

PHYSICAL RESTRICTIONS

In order to access Cutback Cove, guests must meet the following criteria previously defined:

- ▶ Control of upper torso-including head and neck **(3)***
- ▶ Ability to enter and exit the ride without endangering self or others **(12)***
- ▶ Appropriate observed conduct **(13)***

Full or braced arm cast, full and lower leg casts, or braces between legs are not permitted. Pad is recommended for wrist or forearm casts. Pad is required if exposed metal on prosthesis devices.

In order to access Cutback Cove Slide, guests must meet the following criteria previously defined:

- ▶ Ability to maintain the proper riding position throughout the ride **(1)***
- ▶ Control of upper torso-including head and neck **(3)***
- ▶ Ability to hold on with one functioning arm **(6)**
- ▶ Ability to brace self with one functioning leg **(8)**
- ▶ Ability to enter and exit the ride without endangering self or others **(12)***
- ▶ Appropriate observed conduct **(13)***

Full or braced arm cast, full and lower leg casts, or braces between legs are not permitted. Pad is required for wrist or forearm casts and exposed metal on prosthesis devices.

*(*An accompanying supervising companion may assist if they fit the criteria for the category.)*

KATA'S KOOKABURRA COVE

Kata's Kookaburra Cove is a zero-depth splash pad attraction that allows children to experience many different interactive play elements.

RIDE ACCESS

Guest enter through a zero-depth entry; however chairs and wheelchairs are not permitted on the splash pad.

HEIGHT REQUIREMENT

None. Children must be supervised at all times.

RIDE RESTRICTIONS

For your safety, you should ride only if you are in good health. Guests who know or suspect they may be pregnant, have high blood pressure, heart conditions, neck or back problems, recent surgery or any other impairment or medical condition that may be affected by the features of this ride or prevent the normal use of this attraction, shall not ride.

PHYSICAL RESTRICTIONS

In order to access Kata's Kookaburra Cove, guests must meet the following criteria previously defined:

- ▶ Ability to maintain the proper riding position throughout the ride **(1)***
- ▶ Control of upper torso-including head and neck **(3)***
- ▶ Ability to enter and exit the ride without endangering self or others **(12)***
- ▶ Appropriate observed conduct **(13)***

Pad is recommended for casts. Pad is required if exposed metal on prosthesis devices.

*(*An accompanying supervising companion may assist if they fit the criteria for the category.)*



KE-RE REEF

This tropical reef offers guests a chance to see and feed several species of stingrays. Despite the name stingray, these animals are as harmless as they are mesmerizing. Guests have an opportunity to make a memorable, powerful connection during this interaction program. Guests can wade in the water with the majestic stingrays as they touch, feed, and learn about these magnificent animals. Pool depth varies from zero to 11 feet.

RIDE ACCESS

Guests enter through a zero-depth entry; however chairs and wheelchairs are not permitted in the pool.

HEIGHT REQUIREMENT

None. Children should be supervised at all times. Hand-held infants are not permitted.

RIDE RESTRICTIONS

For your safety, you should ride only if you are in good health. Guests who know or suspect they may be pregnant, have high blood pressure, heart conditions, neck or back problems, recent surgery or any other impairment or medical condition that may be affected by the features of this ride or prevent the normal use of this attraction, shall not ride.

PHYSICAL RESTRICTIONS

In order to access Ke-Re Reef, guests must meet the following criteria previously defined:

- ▶ Ability to maintain the proper riding position throughout the ride **(1)***
- ▶ Control of upper torso-including head and neck **(3)***
- ▶ Ability to enter and exit the ride without endangering self or others **(12)***
- ▶ Appropriate observed conduct **(13)***

Full or braced arm casts, full and lower leg casts, or braces between legs are not permitted. Pad is recommended for wrist or forearm casts. Pad is required if exposed metal on prosthesis devices.

*(*An accompanying supervising companion may assist if they fit the criteria for the category.)*

KIWI CURL & TONGA TWISTER

Kiwi Curl offers thrill-seeking guests the experience of speed and high wall turns down one of two body slides, each more than 450 feet long.

Tonga Twister is a water slide which consists of two Aqualucent body slides.

After guests have reached the end, they will slide into a catch pool that is three feet, five inches in depth where they would then exit the ride area.

RIDE ACCESS

Guests using wheelchairs will need to transfer from their wheelchair to ascend the steps. Guests will need to be able to position themselves appropriately to ride each slide and exit catch pool (*three feet, five inches in depth*). Guests may need assistance from a member of their party to complete this process.

HEIGHT REQUIREMENT

Guests must be at least 48 inches to ride Kiwi Curl and Tonga Twister.



RIDE RESTRICTIONS

For your safety, you should ride only if you are in good health. Guests who know or suspect they may be pregnant, have high blood pressure, heart conditions, neck or back problems, recent surgery or any other impairment or medical condition that may be affected by the features of this ride or prevent the normal use of this attraction, shall not ride. For Kiwi Curl & and Tonga Twister, maximum load should not exceed 300 pounds.

PHYSICAL RESTRICTIONS

In order to access Kiwi Curl and Tonga Twister, guests must meet the following criteria previously defined:

- ▶ Ability to maintain the proper riding position throughout the ride (1)
- ▶ Control of upper torso-including head and neck (3)
- ▶ Ability to hold on with one functioning arm (6)
- ▶ Ability to brace self with one functioning leg (8)
- ▶ Ability to enter and exit the ride without endangering self or others (12)
- ▶ Appropriate observed conduct (13)

Full or braced arm cast, full and lower leg casts, or braces between legs are not permitted. Pad is required for wrist or forearm casts and exposed metal on prosthesis devices.

LOGGERHEAD LANE

Hop in a tube, swim, walk or float and enjoy a relaxing time along a winding, 1,200-foot-long route enhanced by tunnel jets, geysers, waterfalls, and misters. Four entry and exit stair sets and one ramp allow easy access to this attraction.

RIDE ACCESS

Guests using wheelchairs may use the ramp entrance to enter and/or exit the river; however they must transfer themselves on to a tube or out of their chair to cruise the river. Guest may need assistance from a member of their party to complete this process.



HEIGHT RESTRICTIONS

Life vests are recommended for any guest **under 39 inches**. Hand-held infants are not permitted.

RIDE RESTRICTIONS

For your safety, you should ride only if you are in good health. Guests who know or suspect they may be pregnant, have high blood pressure, heart conditions, neck or back problems, recent surgery or any other impairment or medical condition that may be affected by the features of this ride or prevent the normal use of this attraction, shall not ride.

PHYSICAL RESTRICTIONS

In order to ride Loggerhead Lane, guests must meet the following criteria previously defined:

- ▶ Ability to maintain the proper riding position throughout the ride (1)*
- ▶ Control of upper torso-including head and neck (3)*
- ▶ Ability to enter and exit the ride without endangering self or others (12)*
- ▶ Appropriate observed conduct (13)*

Full or braced arm casts, full and lower leg casts, or braces between legs are not permitted. Pad is recommended for wrist or forearm casts. Pad is required if exposed metal on prosthesis devices.

*(*An accompanying supervising companion may assist if they fit the criteria for the category.)*

IHU'S BREAKAWAY FALLS

At nearly 75 feet tall, Ihu's Breakaway Falls is where you'll face your fears and each other. Riders will step into one of two breakaway boxes or ride on an enclosed plummet slide.

RIDE ACCESS

Guests using a wheelchair will need to transfer from their wheelchair to ascend the steps. Guests will need to be able to position themselves appropriately to ride each slide and exit the catch pool. Guests may need assistance from a member of their party to complete this process.

HEIGHT REQUIREMENT

Guests must be at least **48 inches** tall to ride Ihu's Breakaway Falls.

RIDE RESTRICTIONS

For your safety, you should ride only if you are in good health. Guests who know or suspect they may be pregnant, have high blood pressure, heart conditions, neck or back problems, recent surgery or any other impairment or medical condition that may be affected by the features of this ride or prevent the normal use of this attraction, shall not ride. The maximum weight load for Ihu's Breakaway Falls is 300 pounds.

PHYSICAL RESTRICTIONS

In order to ride Ihu's Breakaway Falls, guests must meet the following criteria previously defined:

- ▶ Ability to sit upright and maintain the proper riding position throughout the ride **(1)**
- ▶ Control of upper torso-including head and neck **(3)**
- ▶ Ability to hold on with one functioning arm **(6)**
- ▶ Ability to brace with one functioning leg **(8)**
- ▶ Ability to enter/exit ride without endangering self or others **(12)***
- ▶ Appropriate observed conduct **(13)***

Full or braced arm cast, full and lower leg casts, or braces between legs are not permitted. Pad is required for exposed metal on prosthetic devices. Amputations at or below the knee are permitted.

*(*An accompanying supervising companion may assist if they fit the criteria for the category.)*

SLIPPITY DIPPITY & ZIPPITY ZAPPITY

A separate pool for families with toddlers gives guests plenty of choices for taking a dip with their children. Kids enjoy several small slides (*Zippity Zappity*) and water play elements. Nearby lounge chairs are the perfect place for shade and serenity. Pool depth varies from zero to two feet.

RIDE ACCESS

Slippity Dippity-Guests enter through a zero-depth entry, however chairs and wheelchairs are not permitted in the pool.

Zippity Zappity-Guests will need to be able to position themselves appropriately on the slide and exit the pool. Guests may need assistance from a member of their party to complete this process.

HEIGHT REQUIREMENT

Slippity Dippity - **None**. Children should be supervised at all times.

Zippity Zappity - Guests must be **under 48 inches** to ride. Children should be supervised at all times.

RIDE RESTRICTIONS

For your safety, you should ride only if you are in good health. Guests who know or suspect they may be pregnant, have high blood pressure, heart conditions, neck or back problems, recent surgery or any other impairment or medical condition that may be affected by the features of this ride or prevent the normal use of this attraction, shall not ride.

PHYSICAL RESTRICTIONS

In order to access Slippity Dippity, guests must meet the following criteria previously defined:

- ▶ Control of upper torso-including head and neck **(3)***
- ▶ Ability to enter and exit the ride without endangering self or others **(12)***
- ▶ Appropriate observed conduct **(13)***

Full or braced arm casts, full and lower leg casts, or braces between legs are not permitted. Pad is recommended for wrist or forearm casts. Pad is required if exposed metal on prosthesis devices.

In order to access Zippity Zappity, guests must meet the following criteria previously defined:

- ▶ Ability to maintain the proper riding position throughout the ride **(1)**
- ▶ Control of upper torso-including head and neck **(3)**
- ▶ Ability to hold on with one functioning arm **(6)**
- ▶ Ability to brace self with one functioning leg **(8)**
- ▶ Ability to enter and exit the ride without self or others **(12)**
- ▶ Appropriate observed conduct **(13)**

Full or braced arm casts, full and lower leg casts, or braces between legs are not permitted. Pad is required for wrist or forearm casts and exposed metal on prosthesis devices.

*(*An accompanying supervising companion may assist if they fit the criteria for the category.)*

STINGRAY FALLS

The park's signature attraction takes four-seat rafts down twists and turns to an underwater grotto, where riders come face-to-fin with stingrays and tropical fish. After riders have reached the end, they will slide into a splash pool that is two feet in depth where they would then exit the ride area.

RIDE ACCESS

Guest using a wheelchair will need to transfer from their wheelchair to ascend the steps. Guest will need to be able to position themselves appropriately to ride each slide and exit the catch pool (*two feet in depth*). Guests may need assistance from a member of their party to complete this process.

HEIGHT REQUIREMENT

Guests must be at least 36 inches tall to ride Stingray Falls. Life vests are recommended for any guest **under 48 inches.**

RIDE RESTRICTIONS

For your safety, you should ride only if you are in good health. Guests who know or suspect they may be pregnant, have high blood pressure, heart

conditions, neck or back problems, recent surgery or any other impairment or medical condition that may be affected by the features of this ride or prevent the normal use of this attraction, shall not ride. The tube's maximum load should not exceed 800 pounds. A supervisory companion is required.

PHYSICAL RESTRICTIONS

In order to access Stingray Falls, guests must meet the following criteria previously defined:

- ▶ Ability to maintain the proper riding position throughout the ride **(1)**
- ▶ Control of upper torso-including head and neck **(3)**
- ▶ Ability to hold on with one functioning hand **(4)**
- ▶ Ability to brace self with one functioning leg **(8)**
- ▶ Ability to enter and exit the ride without self or others **(12)***
- ▶ Appropriate observed conduct **(13)***

Full or braced arm casts, full and lower leg casts, or braces between legs are not permitted. Pad is required for wrist or forearm casts and exposed metal on prosthesis devices.

(An accompanying supervising companion may assist if they fit the criteria for the category.)*

TASSIE'S TWISTERS AND HOOROO RUN

Guests will use double tubes for their decent down the 48-foot-tall ride. Tassie's Twisters sends riders spinning inside of a large bowl before their twisting, turning descent. HooRoo Run features open and closed slides, water curtains and lots of twists, turns and drops. After riders have reached the end, they will slide into a splash pool that is 18 inches in depth where they would exit the ride area.

RIDE ACCESS

Guest using a wheelchair will need to transfer from their wheelchair to ascend the steps. Guest will need to be able to position themselves appropriately to ride each slide and exit the catch pool (*18 inches in depth*). Guests may need assistance from a member of their party to complete this process.

HEIGHT REQUIREMENT

Guests must be at least **48 inches** tall to ride Tassie's Twisters.

Guests must be at least **42 inches** tall to ride HooRoo Run.

RIDE RESTRICTIONS

For your safety, you should ride only if you are in good health. Guests who know or suspect they may be pregnant, have high blood pressure, heart conditions, neck or back problems, recent surgery or any other impairment or medical condition that may be affected by the features of this ride or prevent the normal use of this attraction, shall not ride. The tube's maximum load should not exceed 250 pounds per single riders or 400 pounds total for double riders.

PHYSICAL RESTRICTIONS

In order to access Tassie's Twisters and HooRoo Run, guests must meet the following criteria previously defined:

- ▶ Ability to maintain the proper riding position throughout the ride **(1)**
- ▶ Control of upper torso-including head and neck **(3)**
- ▶ Ability to hold on with one functioning hand **(4)**
- ▶ Ability to brace self with one functioning leg **(8)**
- ▶ Ability to enter and exit the ride without self or others **(12)**
- ▶ Appropriate observed conduct **(13)**

Full or braced arm casts, full and lower leg casts, or braces between legs are not permitted. Pad is required for wrist or forearm casts and exposed metal on prosthesis devices.

TAUMATA RACER

If you're looking for the biggest thrill in the park, you've found it. Meet Taumata, a high-speed competitive mat ride where six racers rip down a staggeringly steep hill, head-first into a one foot in depth run-out area.

RIDE ACCESS

Guest using a wheelchair will need to transfer from their wheelchair to ascend the steps. Guest will need to be able to position themselves appropriately to ride each slide and exit the run-out area (*one foot in depth*).

Guests may need assistance from a member of their party to complete this process.

HEIGHT REQUIREMENT

Guests must be at least **42 inches** tall to ride Taumata Racer.

RIDE RESTRICTIONS

For your safety, you should ride only if you are in good health. Guests who know or suspect they may be pregnant, have high blood pressure, heart conditions, neck or back problems, recent surgery or any other impairment or medical condition that may be affected by the features of this ride or prevent the normal use of this attraction, shall not ride. Maximum load should not exceed 300 pounds.

PHYSICAL RESTRICTIONS

In order to access Taumata Racer, guests must meet the following criteria previously defined:

- ▶ Ability to maintain the proper riding position throughout the ride **(1)**
- ▶ Control of upper torso-including head and neck **(3)**
- ▶ Ability to hold on with one functioning hand **(4)**
- ▶ Ability to hold on with two functioning hands **(5)**
- ▶ Ability to enter and exit the ride without self or others **(12)**
- ▶ Appropriate observed conduct **(13)**

Full or braced arm casts, full and lower leg casts, or braces between legs are not permitted. Pad is required for wrist or forearm casts and exposed metal on prosthesis devices.



WALHALLA WAVE

This family raft ride sends guests soaring through watery waves to the top of a zero-gravity wall, giving riders the sense of weightlessness. After riders have reached the end, they slide into a splash pool that is 18 inches in depth where they would then exit the ride area.

RIDE ACCESS

Guests using wheelchairs will need to transfer from their wheelchair to ascend the steps. Guests will need to be able to position themselves appropriately to ride each slide and exit splash pool (*18 inches depth*).

Guests may need assistance from a member of their party to complete this process.

HEIGHT REQUIREMENT

Guests must be at least 48 inches to ride Walhalla Wave.

RIDE RESTRICTIONS

For your safety, you should ride only if you are in good health. Guests who know or suspect they may be pregnant, have high blood pressure, heart conditions, neck or back problems, recent surgery or any other impairment or medical condition that may be affected by the features of this ride or prevent the normal use of this attraction, shall not ride. The tube's minimum load should be at least 200 pounds with a maximum load of 700 pounds. A supervisory companion is required.

PHYSICAL RESTRICTIONS

In order to ride Walhalla Wave, guests must meet the following criteria previously defined:

- ▶ Ability to maintain the proper riding position throughout the ride **(1)**
- ▶ Control of upper torso – including head and neck **(3)**
- ▶ Ability to hold on with two functioning hands **(5)**
- ▶ Ability to brace self with one functioning leg **(8)**
- ▶ Ability to enter and exit the ride without endangering self or others **(12)**
- ▶ Appropriate observed conduct **(13)**

Full or braced arm casts, full and lower leg casts, or brace between legs are not permitted. Pad required for wrist or forearm casts and exposed metal on prosthetic devices.

WALKABOUT WATERS


This 3-story, interactive, outdoor funhouse provides countless ways to get wet and stay cool. Navigating geysers, sprays, a giant dumping bucket and spouts provide plenty of play for both the young and young-at-heart. Water depth is zero to nine inches.

RIDE ACCESS

Guests using wheelchairs will be able to access the area surrounding Walkabout Waters. The actual funhouse will require guests in wheelchairs to transfer from their wheelchair to ascend the steps. Guests may need assistance from a member of their party to complete this process.

HEIGHT REQUIREMENT

None. Children should be supervised at all times.



RIDE RESTRICTIONS

For your safety, you should ride only if you are in good health. Guests who know or suspect they may be pregnant, have high blood pressure, heart conditions, neck or back problems, recent surgery or any other impairment or medical condition that may be affected by the features of this ride or prevent the normal use of this attraction, shall not ride.

PHYSICAL RESTRICTIONS

In order to access Walkabout Waters, guests must meet the following criteria previously defined:

- ▶ Ability to maintain the proper riding position throughout the ride **(1)***
- ▶ Control of upper torso – including head and neck **(3)***
- ▶ Ability to enter and exit the ride without endangering self or others **(12)***
- ▶ Appropriate observed conduct **(13)***

Pad required if exposed metal on prosthetic devices.

*(*An accompanying supervising companion may assist if they fit the criteria for the category.)*

WHANAU WATERS & WHANAU SLIDES

Featuring naturalistic rockwork, these inviting pools are the perfect spot to relax. Guests can unwind with shallow water swimming, in-water seating and cool waterfalls. Pool depth varies from zero to three feet.

RIDE ACCESS

Guests enter through a zero-depth entry; however chairs and wheelchairs are not permitted in the pool.

HEIGHT REQUIREMENT

Whanau Waters – **None**. Children Should be supervised at all times.

Whanau Slides - Guests **under 42 inches** are recommended to wear a U.S. Coast Guard Type II or Type III life vest. After riders have reached the end, they will slide into a catch pool that is three feet in depth where they would then exit the ride area. Hand-held infants are not permitted.

RIDE RESTRICTIONS

For your safety, you should ride only if you are in good health. Guests who know or suspect they may be pregnant, have high blood pressure, heart conditions, neck or back problems, recent surgery or any other impairment or medical condition that may be affected by the features of this ride or prevent the normal use of this attraction, shall not ride.

PHYSICAL RESTRICTIONS

In order to access Whanau Waters, guests must meet the following criteria previously defined:

- ▶ Control of upper torso – including head and neck **(3)**
- ▶ Ability to enter and exit the ride without endangering self or others **(12)***
- ▶ Appropriate observed conduct **(13)***

Full or braced arm casts, full and lower leg casts, or brace between legs are not permitted. Pad recommended for wrist or forearm casts. Pad required if exposed metal on prosthetic devices.

In order to access Whanau Slides, guests must meet the following criteria previously defined:

- ▶ Ability to maintain the proper riding position throughout the ride **(1)***
- ▶ Control of upper torso – including head and neck **(3)**
- ▶ Ability to hold on with one functioning arm **(6)**
- ▶ Ability to brace self with one functioning leg **(8)**
- ▶ Ability to enter and exit the ride without endangering self or others **(12)***
- ▶ Appropriate observed conduct **(13)***

*(*An accompanying supervising companion may assist if they fit the criteria for the category.)*





RIPTIDE RACE

Guests will ride in a double tube down an enclosed water flume with multiple side by side racing sections.

RIDE ACCESS

Guest using a wheelchair will need to transfer from their wheelchair to ascend the steps. Guest will need to be able to position themselves appropriately to ride each slide and exit the catch pool. Guests may need assistance from a member of their party to complete this process.

HEIGHT REQUIREMENT

Guests must be at least 42 inches tall to ride Riptide Race.

RIDE RESTRICTIONS

For your safety, you should ride only if you are in good health. Guests who know or suspect they may be pregnant, have high blood pressure, heart conditions, neck or back problems, recent surgery or any other impairment or medical condition that may be affected by the features of this ride or prevent the normal use of this attraction, shall not ride. The maximum weight load for Riptide Race is 250 pounds for single riders and 400 pounds for double riders. Each rider may not exceed 250 pounds. A supervisory companion is required for guests between 42 inches and 48 inches.

PHYSICAL REQUIREMENTS

In order to ride Riptide Race, guests must meet the following criteria previously defined:

- ▶ Ability to sit upright and maintain the proper riding position throughout the ride (1)
- ▶ Control of upper torso—including head and neck (3)
- ▶ Ability to hold on with two functioning hands (5)
- ▶ Ability to brace with one functioning leg (8)
- ▶ Minimum of three functioning extremities (11)
- ▶ Ability to enter/exit ride without endangering self or others (12)
- ▶ Appropriate observed conduct indicating an awareness of and willingness of following rider requirements (13)

Full or braced arm cast, full and lower leg casts, or braces between legs are not permitted. Pad is required for exposed metal on prosthetic devices.

